




مصرف الإمارات العربية المتحدة المركزي
CENTRAL BANK OF THE U.A.E.

Dirham Currency Symbol Guideline





Symbolising a Legacy

This document presents the visual identity and application guidelines for the UAE’s Dirham Currency Symbol, which has now been developed and must be used hereafter. The symbol represents a bold step toward the future, seamlessly blending national identity with innovation.

As the UAE continues to lead in financial excellence and digital transformation, this design stands as a testament to the nation’s visionary spirit, economic resilience, and commitment to shaping a globally recognised and technologically advanced financial landscape.

Content

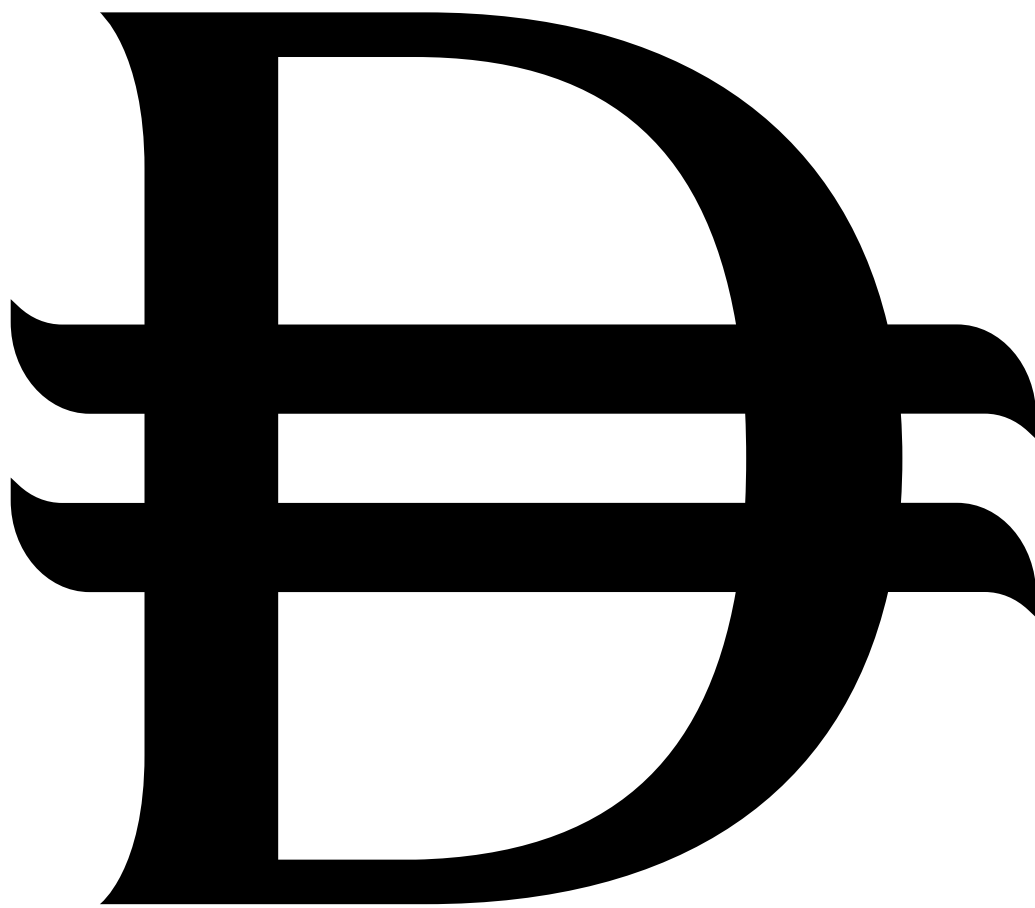
Dirham Currency Symbol

Introduction	04	Dos & Don'ts	11
Concept	05	Physical Applications	12
Metrics	07	Digital Applications	21
Clearspace & Minimum Sizes	08	Use Cases	27
Colour Usage	09	Downloads	29
Adaptations	10		

Dirham Currency Symbol

Introduction

A Symbol for
a New Age



In May 1973, the UAE introduced the Dirham, a defining moment that marked its integration into the global economy. More than just a currency, the Dirham has become a testament to the nation’s identity, unwavering values, and remarkable journey of progress.

Dirham Currency Symbol

Concept

Inspired by
National
Identity



Rooted in the essence of the UAE’s national identity, this concept reimagines the lines of the flag, seamlessly integrating them into the design of the letter “D”, for Dirham. The result is a powerful emblem of strength, unity, and progress.

Dirham Currency Symbol

Concept

Rooted in
the Identity
of the UAE




The pointed curves are inspired by the flowing elegance of classical Arabic calligraphy, where scripts such as Thuluth and Diwani often feature sharp, sweeping endings that express both grace and authority.

Dirham Currency Symbol

Metrics

Built to
Precision



The Dirham Currency Symbol is constructed on a precise and balanced grid system, ensuring geometric harmony and visual consistency across all scales and mediums. The use of proportional measurements based on an “X” unit creates a modular structure, allowing for flexibility while preserving the symbol’s integrity.

Every curve radius and spacing ratio (X) is carefully calibrated to maintain a cohesive relationship between the vertical stroke, the intersecting horizontal lines, and the signature pointed terminals. This meticulous approach ensures the symbol retains its clarity, legibility, and cultural essence whether displayed at small sizes on digital platforms or large-scale applications such as signage or official documentation.

The grid also provides a sense of rhythm and balance, reflecting the seamless blend of national identity and modernity, which is central to the Dirham Currency Symbol’s identity.


Dirham Currency Symbol

Clearspace & Minimum Sizes


In instances where the currency symbol is used as a standalone graphic element—such as in logos, signage, UI buttons, or promotional layouts—a minimum clear space equal to one-third of the symbol's height must be maintained on all sides. This ensures the symbol remains visually clear and uncluttered.

However, when used inline with text or numerical values, this clear space rule does not apply. To maintain legibility, the symbol should not appear smaller than 12px on screen or 5pt in print.

Symbol Clearspace



Minimum Sizes




Print Minimum Size: 5pt
Web Minimum Size: 12px

Dirham Currency Symbol

Colour Usage

The currency symbol should primarily appear in black or white to ensure clarity and consistency across applications. In functional use—such as pricing, forms, and financial documents—always prioritise contrast and legibility.

Brand colour variations may be used in marketing contexts only, provided they maintain clear visibility. Gradients, effects, and decorative alterations are not permitted.

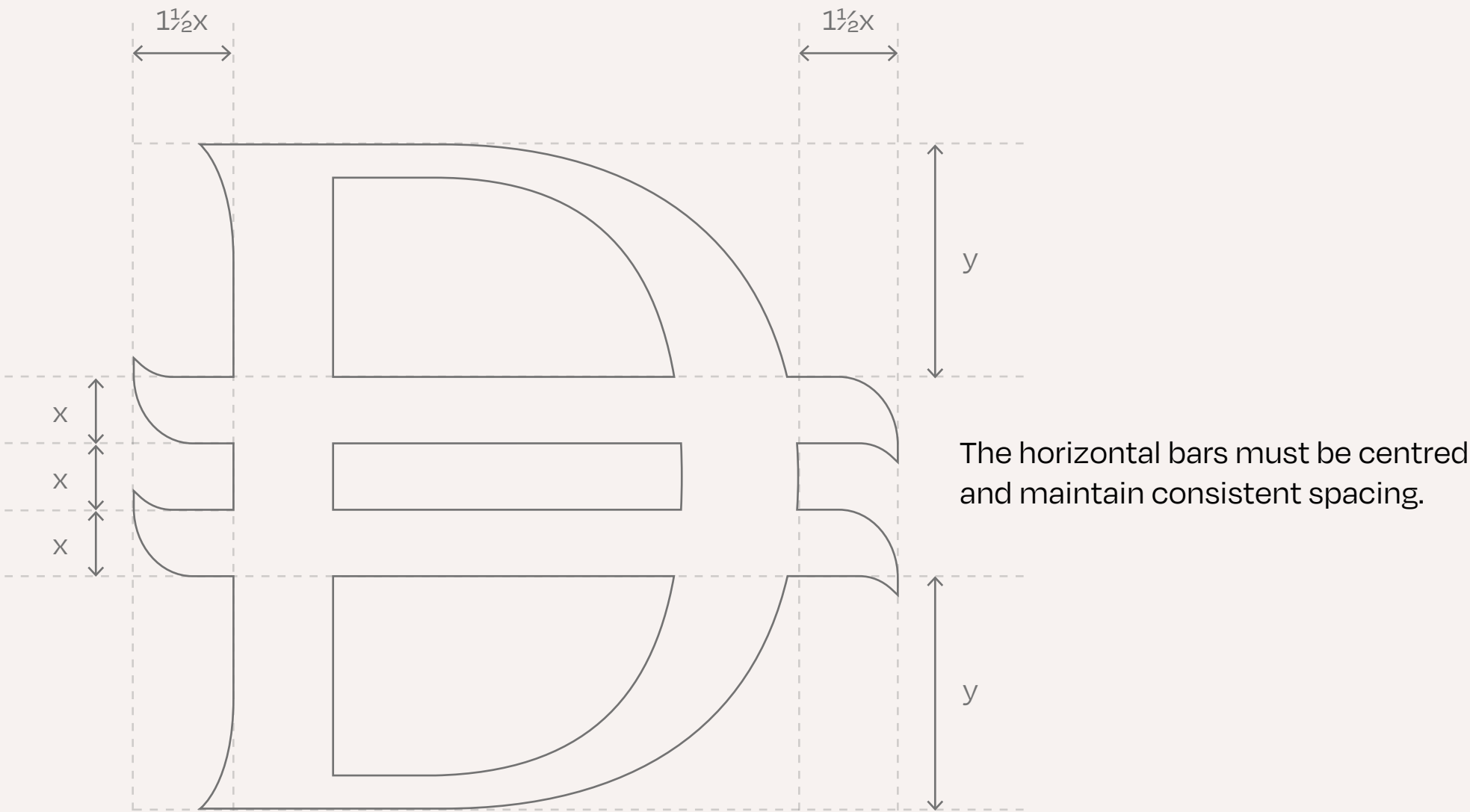


Dirham Currency Symbol

Adaptations

While the currency symbol may be adapted to match different font styles and weights, it is essential that the core structure remains consistent across all variations. The symbol should always maintain its recognisable form, preserving the two horizontal bars and the overall shape that references the letter D.

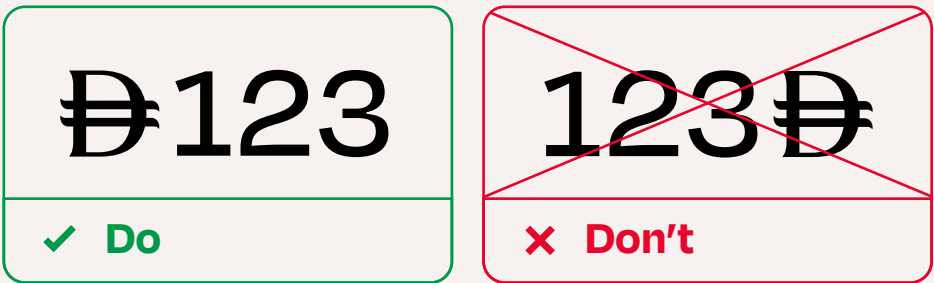
Minor adjustments to stroke weight, curvature, or serif details may be required to harmonise with a specific typeface, but these modifications must not compromise legibility or distort the symbol's identity. Regardless of stylistic changes, the placement and proportion of the two bars should follow the defined spacing guidelines to ensure visual consistency and brand integrity.



Dirham Currency Symbol

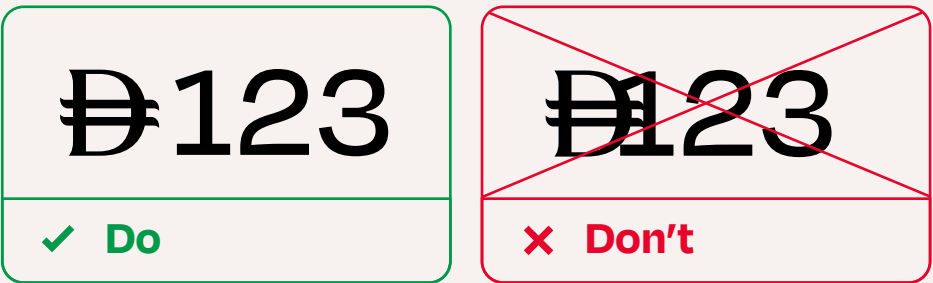
Dos & Don'ts

Position



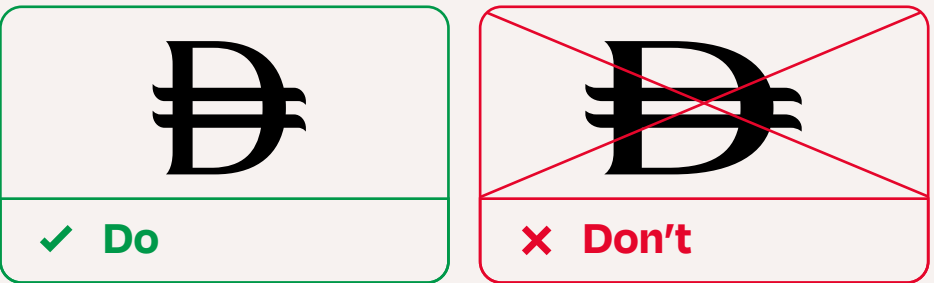
The symbol should be positioned to the left of the numeral.

Spacing



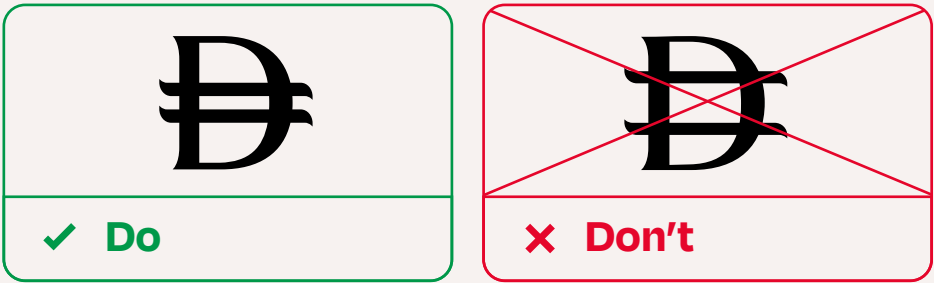
Sufficient space is required between the symbol and the numeral.

Proportions



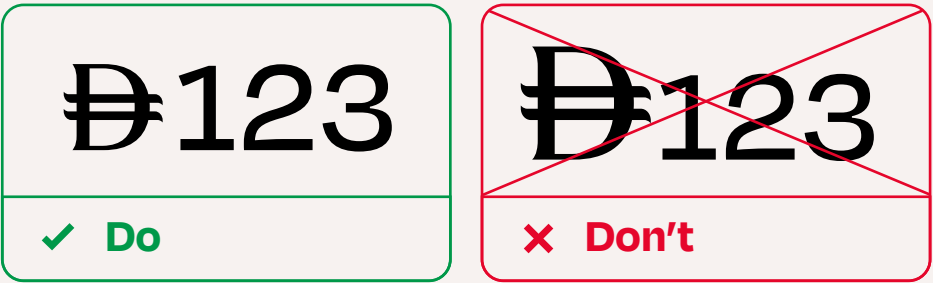
The shape of the symbol should be maintained.

Geometry



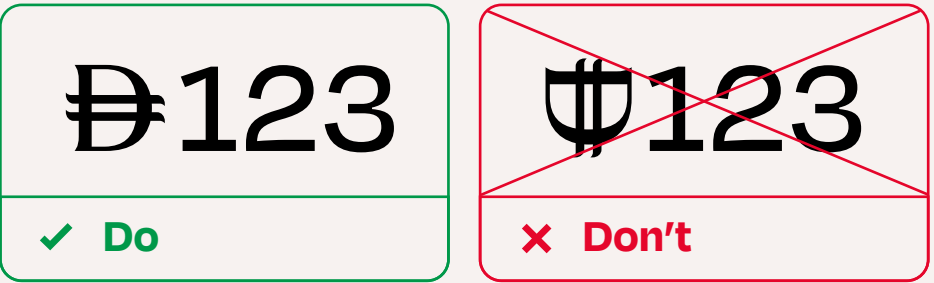
The geometric structure of the symbol should be maintained.

Size




The height of the symbol should be equal to the height of the text.

Direction



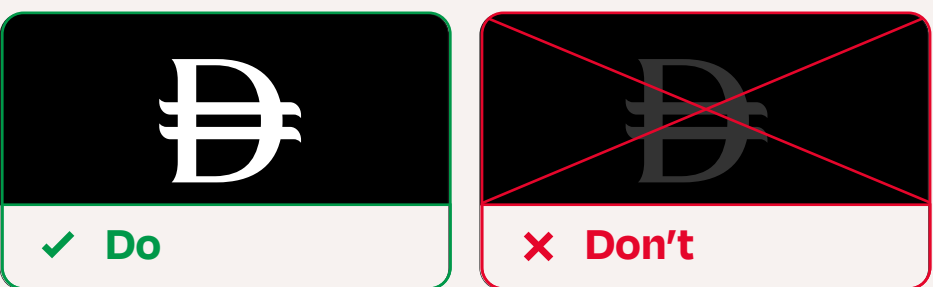
The direction of the symbol should match the direction of the text.

Integration



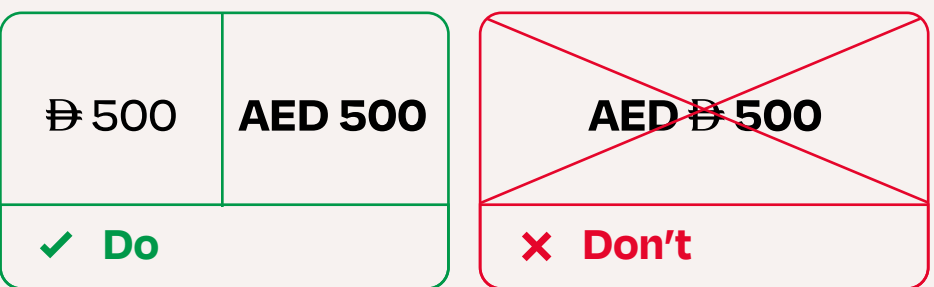
A clear space equal to one-third of the symbol's height is required around the shapes.

Contrast



Sufficient colour contrast with the background is required.

Symbol vs Currency Code



Never use the currency symbol and 'AED' together — use one or the other, not both.

Physical Applications

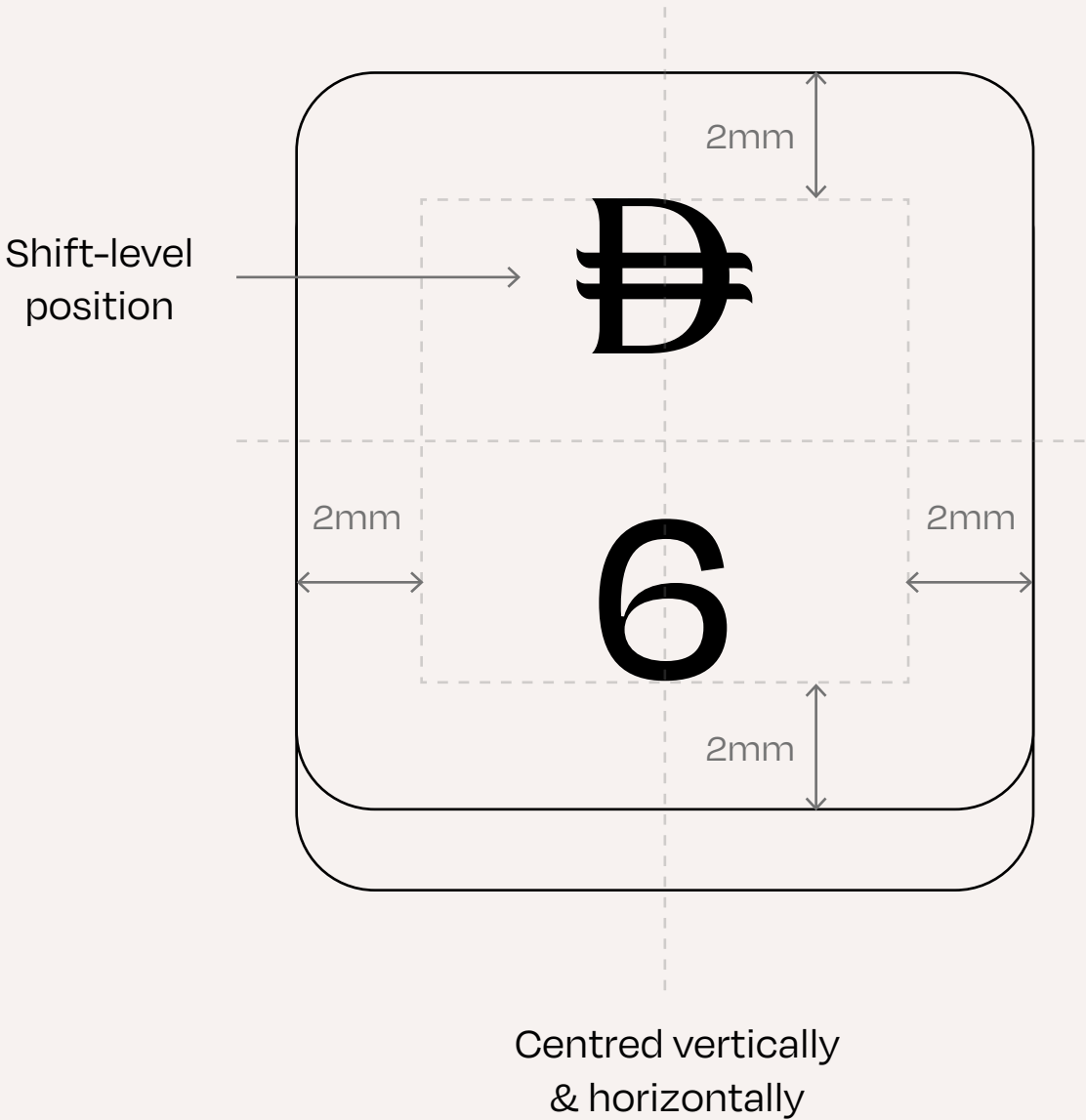
Physical Applications

Keyboard

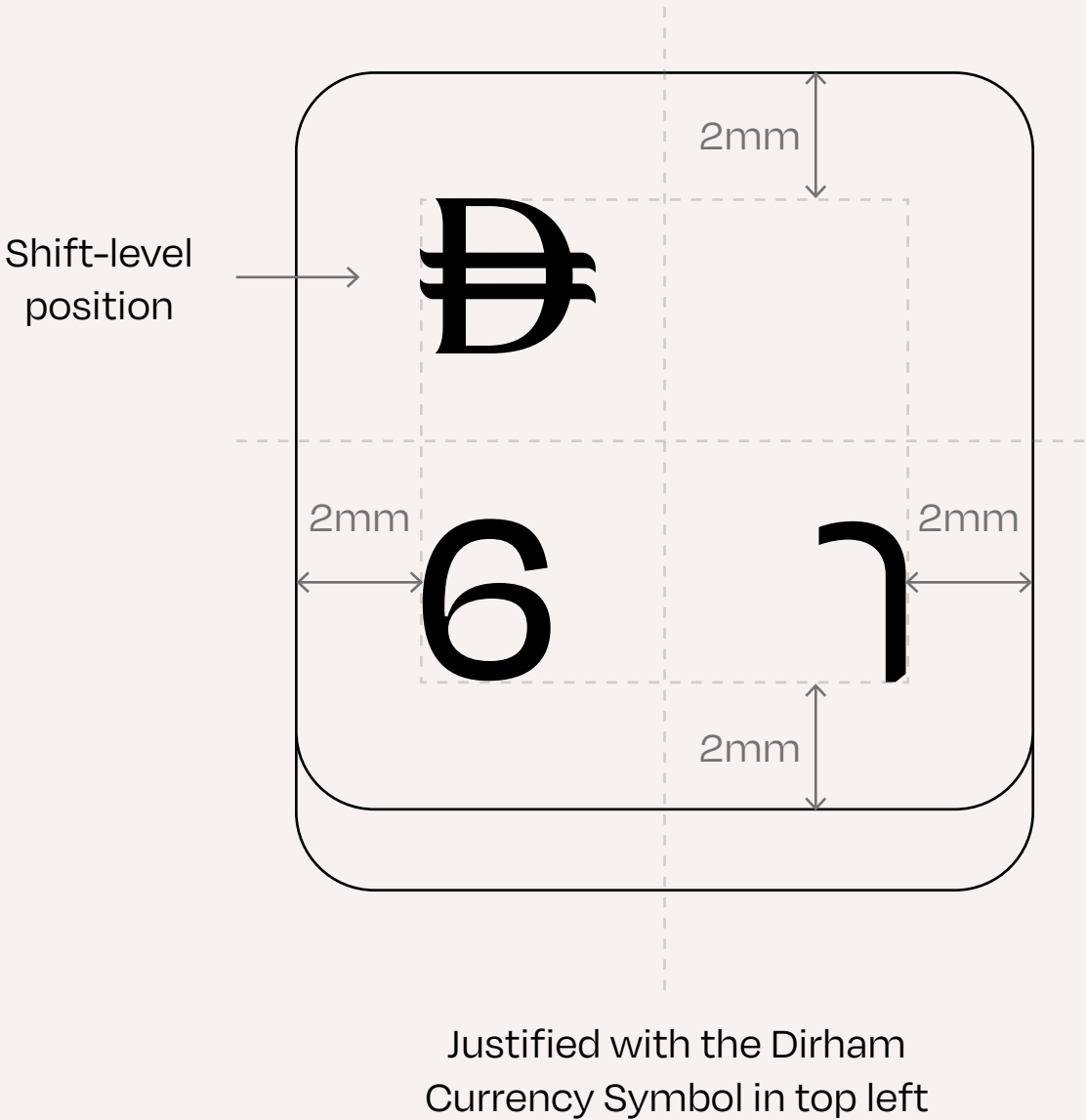
The currency symbol is designated to appear on the number 6 key across all keyboard layouts. On single-language keycaps, the symbol should be centred horizontally and vertically within the top half of the key, replacing the standard secondary character (such as the caret ^).

On dual-language keycaps, it should be placed in the top left corner to accommodate the secondary script, which typically appears in the lower portion of the key. In both cases, the symbol should be scaled to fit comfortably within the key's printable area, maintaining a minimum of 2mm clear space on all sides to ensure legibility and visual balance.

Single Language



Dual Language



Physical Applications

Keyboard



Physical Applications

Cheque Book

When printed on cheques, the currency symbol must appear in the ‘amount in figures’ field, placed immediately before the numeric value. The symbol should be the same height and stroke weight as the numerals, maintaining baseline alignment to ensure clarity and prevent tampering.

In the ‘amount in words’ field, use the full phrase “Dirhams”. The symbol should not be used on its own in written amounts to maintain legal clarity. Ensure sufficient print resolution for visibility and legibility, especially when cheques are scanned or photocopied.

Left-aligned Dirham
Currency Symbol

0000

DATE

500

Same height as
numeric digits box

PAY TO THE
ORDER OF

Five Hundred Dirhams

SECURITY
FEATURED
INCLUDED

RE

PAYER'S SIGNATURE

|:0000000000:| 00000000 0000

Physical Applications

Cheque Book

YOUR NAME
ANY STREET, ANYTOWN
555-0000

DATE

0000



SECURITY
FEATURED
INCLUDED

PAY TO THE
ORDER OF

PAYER'S SIGNATURE

RE

|:0000000000:| 000000000 0000

Physical Applications

Receipts

When used on printed or digital receipts, the currency symbol must appear directly before the numeric value, and should be set in the same height, font weight, and style as the price digits to ensure visual consistency.

The symbol and amount must be right-aligned and clearly separated from the item description to avoid confusion. Maintain adequate spacing between the item name and the price column to ensure legibility, especially in long itemised lists. All text on the receipt, including item names and headings, should appear in English only and follow a justified alignment for a clean, uniform structure across all entries.

Overall list must be justified and written in English

Purchased Item

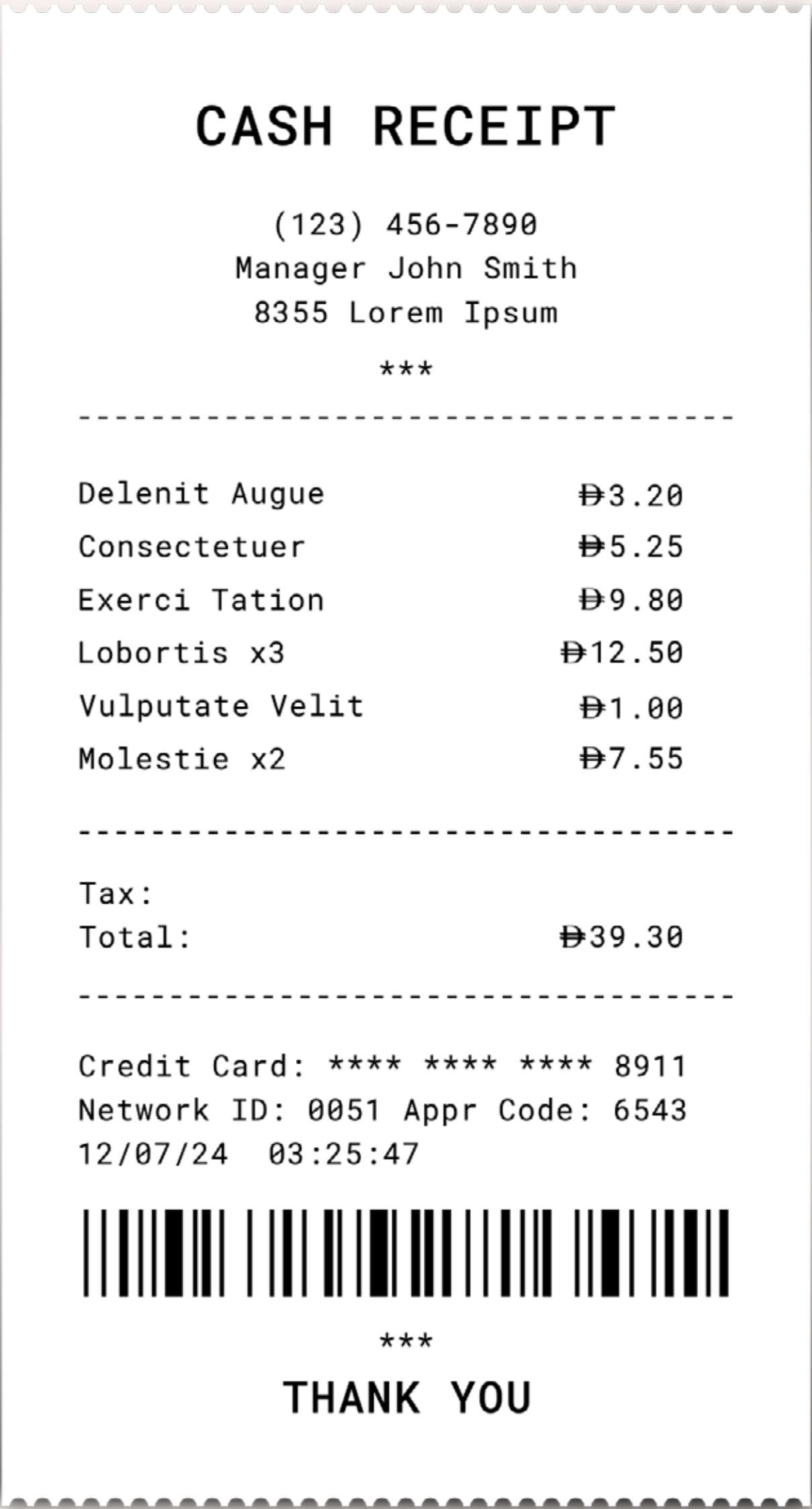
Provide adequate spacing between listed item and price

₹7.50

Dirham Currency Symbol aligned to digits height with matching weights

Physical Applications

Receipts

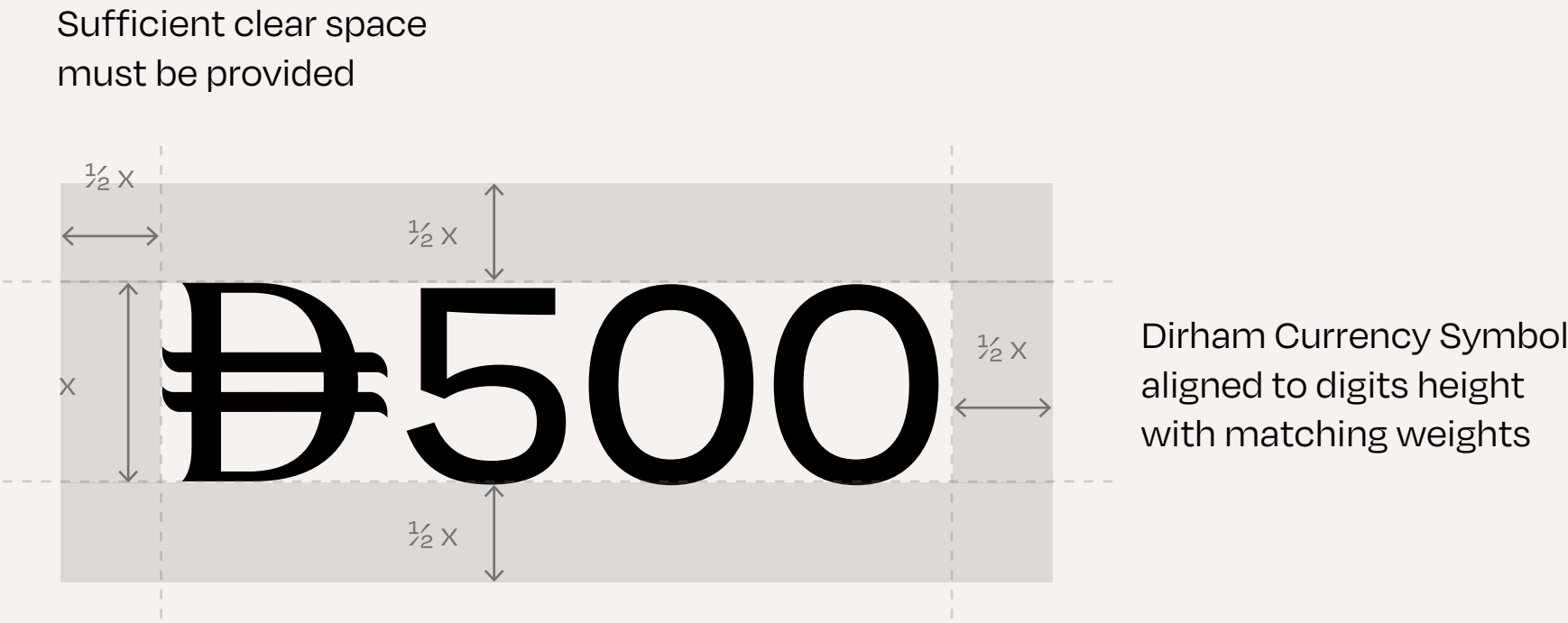


Physical Applications

Price Tags

When applied to physical or digital price tags, the currency symbol should be positioned directly before the numeric value and set in the same font, size, and weight as the price digits for visual consistency. The price should be centre-aligned or right-aligned, depending on the design layout, and surrounded by enough spacing to ensure clear separation from product descriptions, barcodes, or icons.

The symbol must be easily legible at small sizes, especially in printed retail environments. Use the currency symbol or the currency code (AED), but never both. The design should prioritise clarity and avoid decorative treatments that compromise legibility, especially in multi-item layouts or high-speed retail environments.



Physical Applications

Price Tags



Digital Applications

Digital Applications

Digital Use

In digital interfaces such as exchange websites and mobile apps, the currency symbol must always be displayed to the left of the numerical value, with consistent alignment across all components. The symbol should be the same height, baseline, and stroke weight as the numerals to maintain visual harmony.

It must scale proportionally with responsive typography to ensure legibility across different screen sizes, with a recommended minimum size of 12px for small devices. The symbol should not be stylised independently or appear in superscript/subscript forms. When used in conversion charts, dropdown menus, or financial summaries, apply consistent spacing, alignment, and font treatment to preserve clarity and user trust.

Left-aligned Dirham
Currency Symbol

₹500

Matching font
weight & height

₹500



₹500



₹500

Dirham Currency Symbol
should scale appropriately
with responsive type

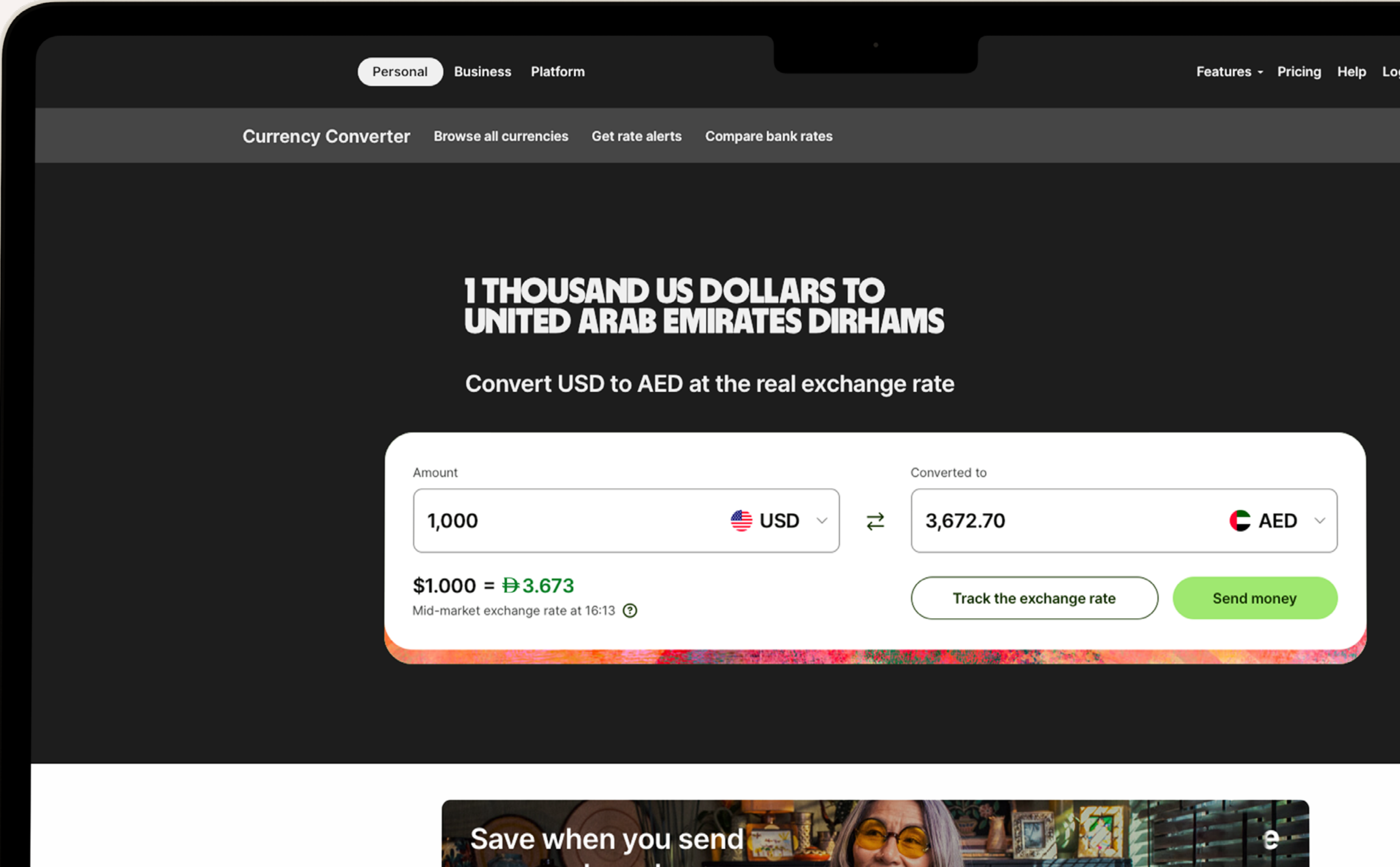
Digital Applications

ATM Screens



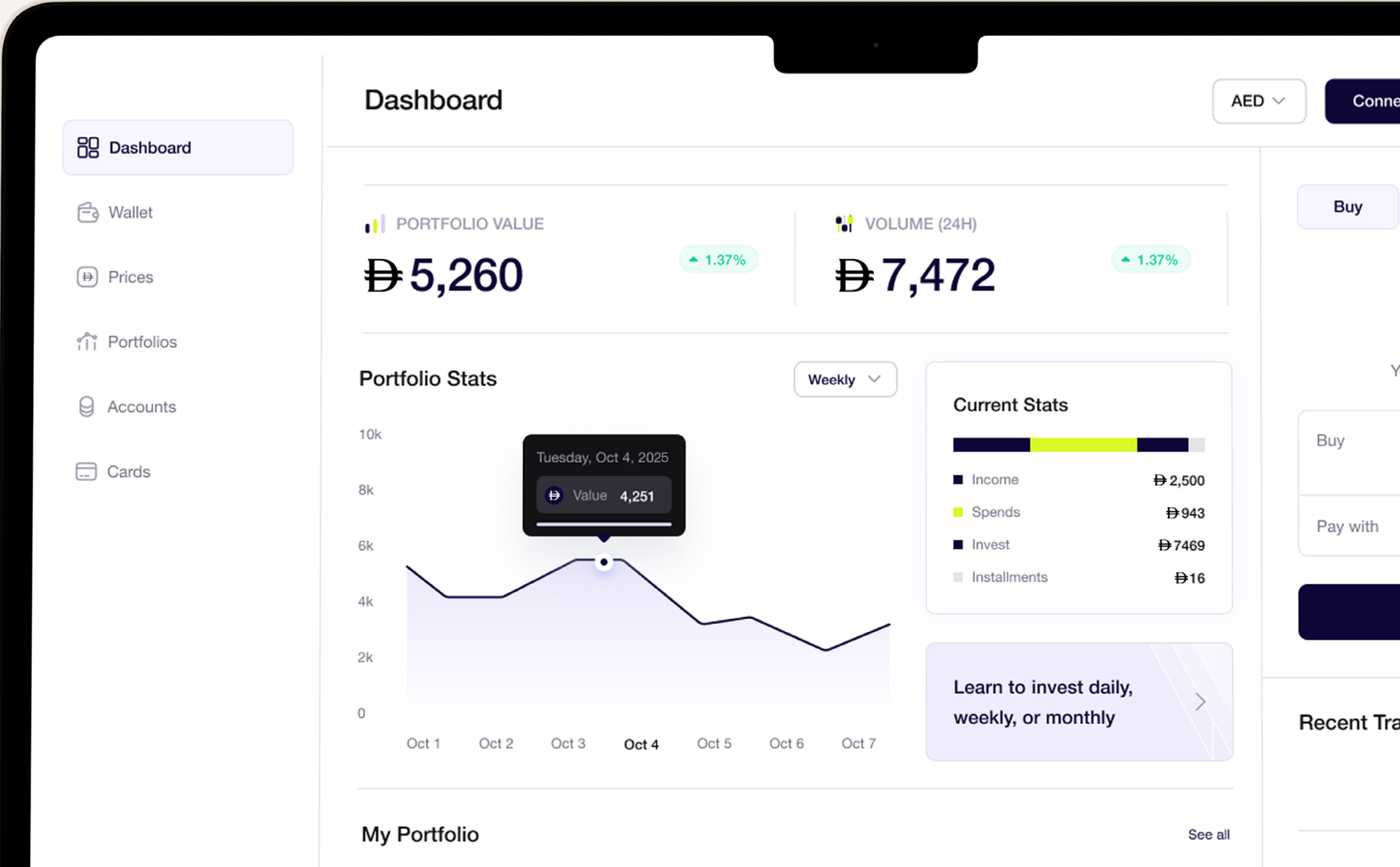
Digital Applications

Conversion Platforms



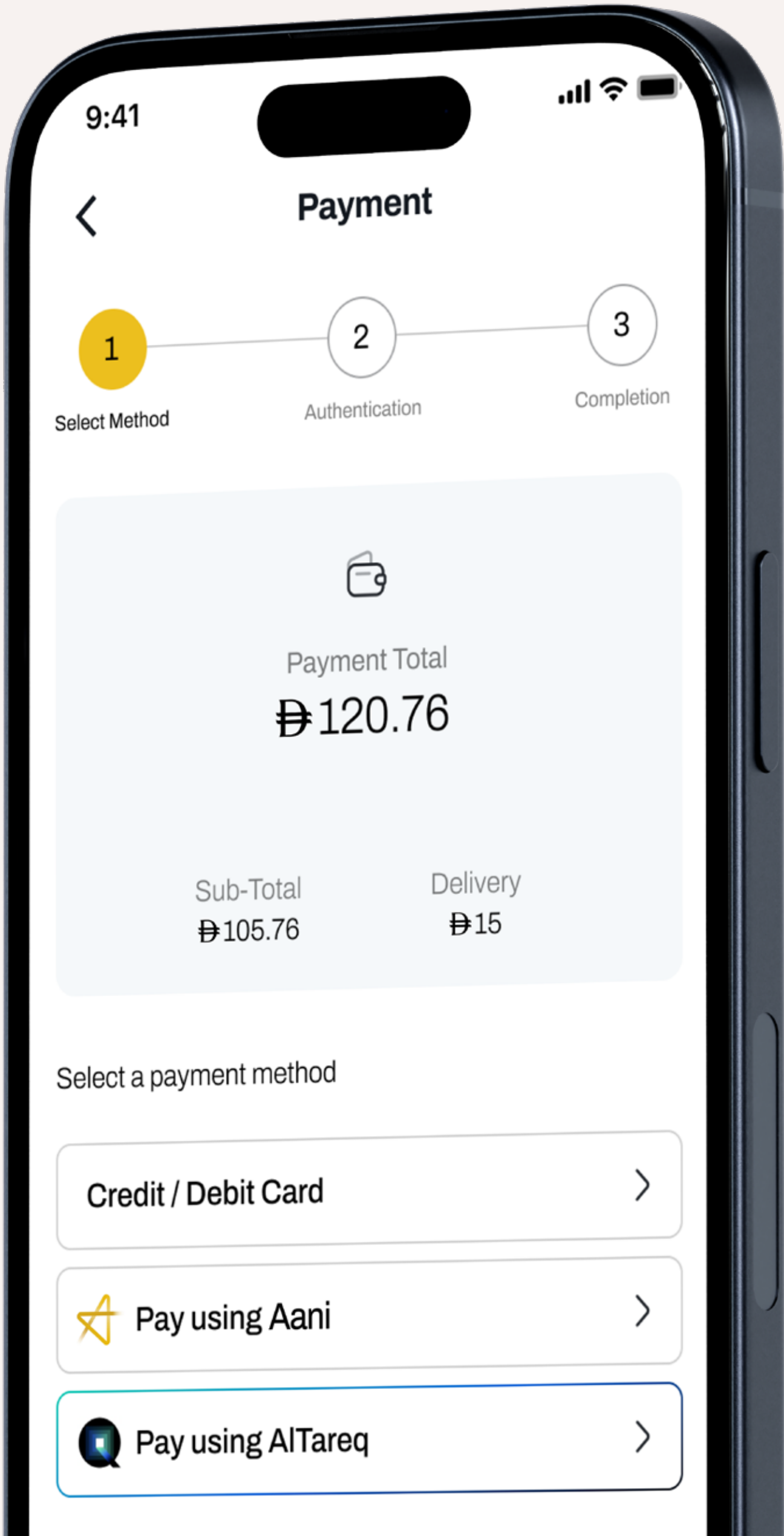
Digital Applications

Trading Platforms



Digital Applications

Mobile App



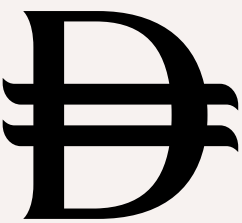
Use Cases

Use Cases

Dirham Currency Symbol

The currency symbol is designed for use in financial and transactional contexts where values are expressed in numerals. It appears on physical currency notes and coins, and is used in systems such as point-of-sale terminals, ATMs, accounting software, financial reports, cheques, and invoices.

In digital interfaces, it should be shown next to numeric values in apps, calculators, pricing displays, and forms. However, the symbol should not be used as a logo or branding element, and it should never replace the full written form “Dirhams” when amounts are spelled out. It is also not suitable for use on splash screens or as part of identity or promotional design.



Should be used:



On physical currency notes and coins



In POS systems, ATMs, receipt printers and tills



In financial apps (e.g. online banking) and accounting systems, beside numeric values



On cheques, invoices, and printed financial documents



Online shopping and in-store, on pricing labels



Within dropdowns, calculators, and currency fields in UI

Should NOT be used:



As a logo, lock-up, or brand identifier



On splash screens, headers, or app branding



In place of “Dirhams” when writing amounts in words

Download links for the Dirham Currency Symbol in various formats

EPS

High-quality printing

PNG

General use

SVG

Digital vector graphics

Thank You

